



Pri. 5 & Pri. 6 Parent-Teacher Briefing

27 January 2023



Housekeeping Matters

- ▶ Type in your questions using the Q & A function, if any.
- ▶ Commonly asked questions will be addressed.
- ▶ These slides will be uploaded onto the school website on 30 Jan 2023.



Vision

Engaged Learners, Caring Leaders

Mission

Nurturing Gracious, Responsible and Public-Spirited lifelong learners who uphold Integrity

Values

Integrity - the Foundation.

Graciousness - our Approach.

Responsibility - our Attitude.

Public-Spiritedness - our Motivation.

P5 Level Vision



An **active**
contributor to the
community.

P6 Level Vision



A **gracious**, **responsible**
and **public-spirited**
young global citizen.



We are what we
repeatedly do.
Excellence, then, is not
an act, but a habit.

Will Durant

BrainyQuote®

Student Expectations

What is the right thing to do?



▶ Punctuality

▶ **Why** is it important to be punctual?

✓ Taking personal responsibility

▶ Time Management

▶ Manage your time well so that you will not feel stressed even during exams.

Setting Targets/Goals

What is the right thing to do?



► Academic

- 100% effort for **all** subjects.
- Personal achievement.
- Strive for the best.
- You are **responsible** for your learning.
- Adopt a **Growth Mindset** - Believe in yourself and your ability to learn new things.



ENGLISH LANGUAGE



Raising Awareness Structuring Consolidation Facilitating AfL
Contextualisation Learner-centredness Learning-focused Interaction



Multiliteracies



READING AND VIEWING

Shared Book Approach 1
Understand and enjoy texts



Metacognition



STRENGTHENING LANGUAGE USE

Shared Book Approach 2
Develop knowledge about language in context by integrating various language skills



Inquiry through Dialogue



WRITING AND REPRESENTING

MLEA/ Guided Writing
Compose texts for various purposes by applying knowledge about language

Integration Process Orientation Spiral Progression

Enabling Application Guiding Discovery Instructing Explicitly

Guided by:

EL Teaching Processes
(ACoLADE)

Principles of EL Teaching & Learning
(CLLIPS)

Pedagogical Emphases

whole → part → whole approach

SOCIAL STUDIES



1) Curriculum & Assessment

- Developing informed, concerned and participative citizens
- Assessment – Activity Book, Performance Task, SS Quiz

2) Field-based Learning & Object-Based Learning

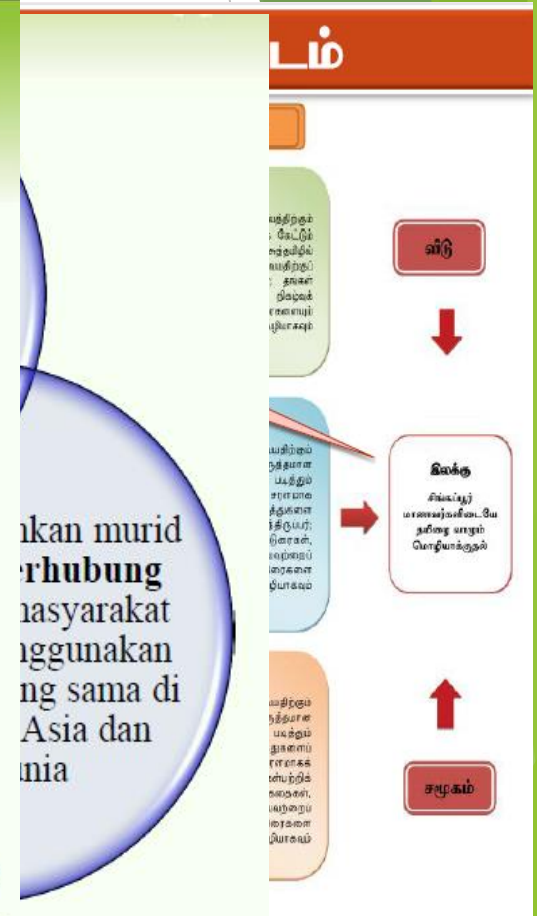
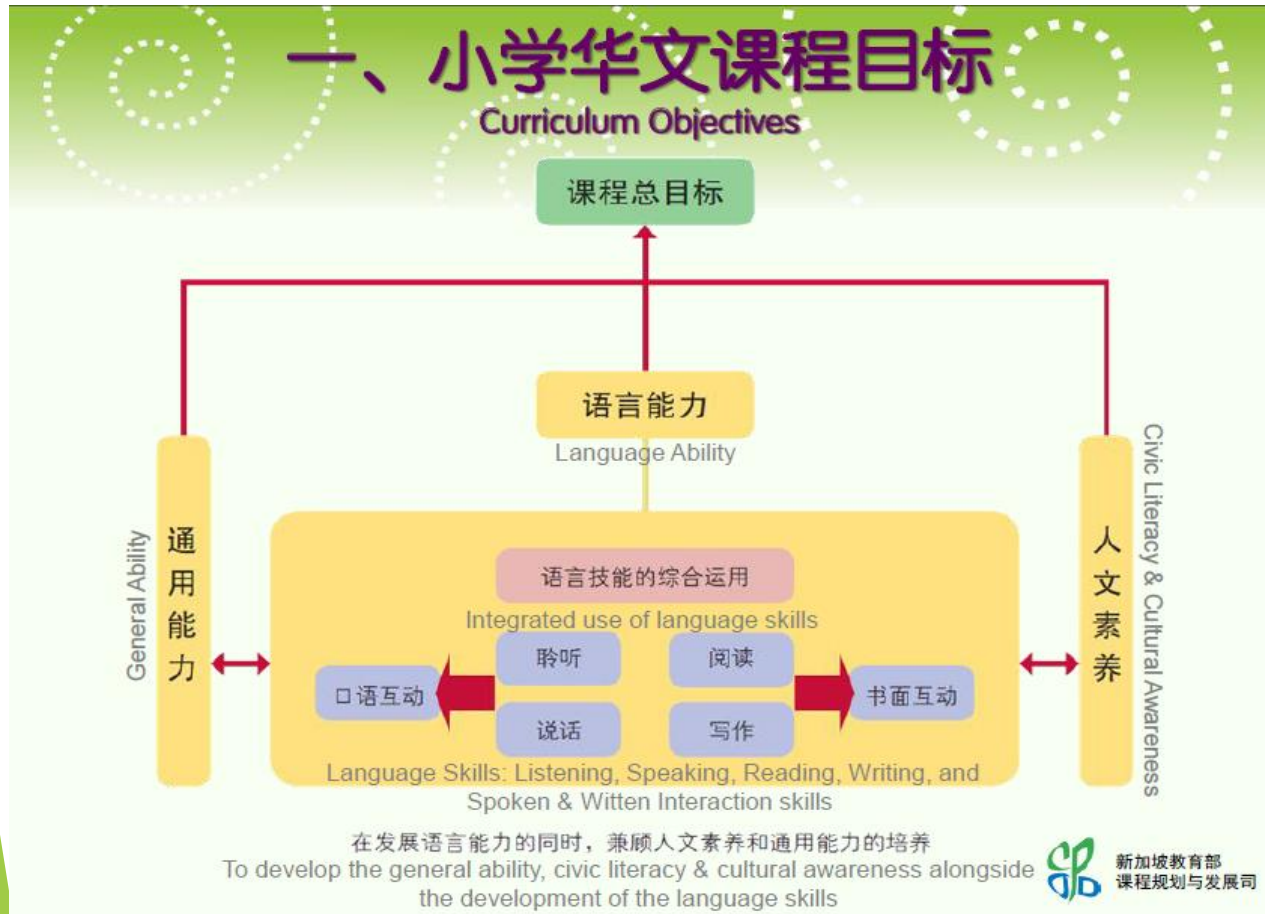
FBL

- P5: Indian Heritage Centre & Sarong
- P6: Asian Civilisation Museum & Spices

OBL:

- Sarong Tying (P5)
- Spices (P6)

MOTHER TONGUE LANGUAGE



Offering of HMT Subjects at End of P5



P5 End of Year exam

- Student to obtain a Pass, Merit or Distinction grade for HMTL subject.
- Student should also have obtained AL4 or better in Standard MTL subject.
- Student should also have obtained AL5 or better in EMS subjects.

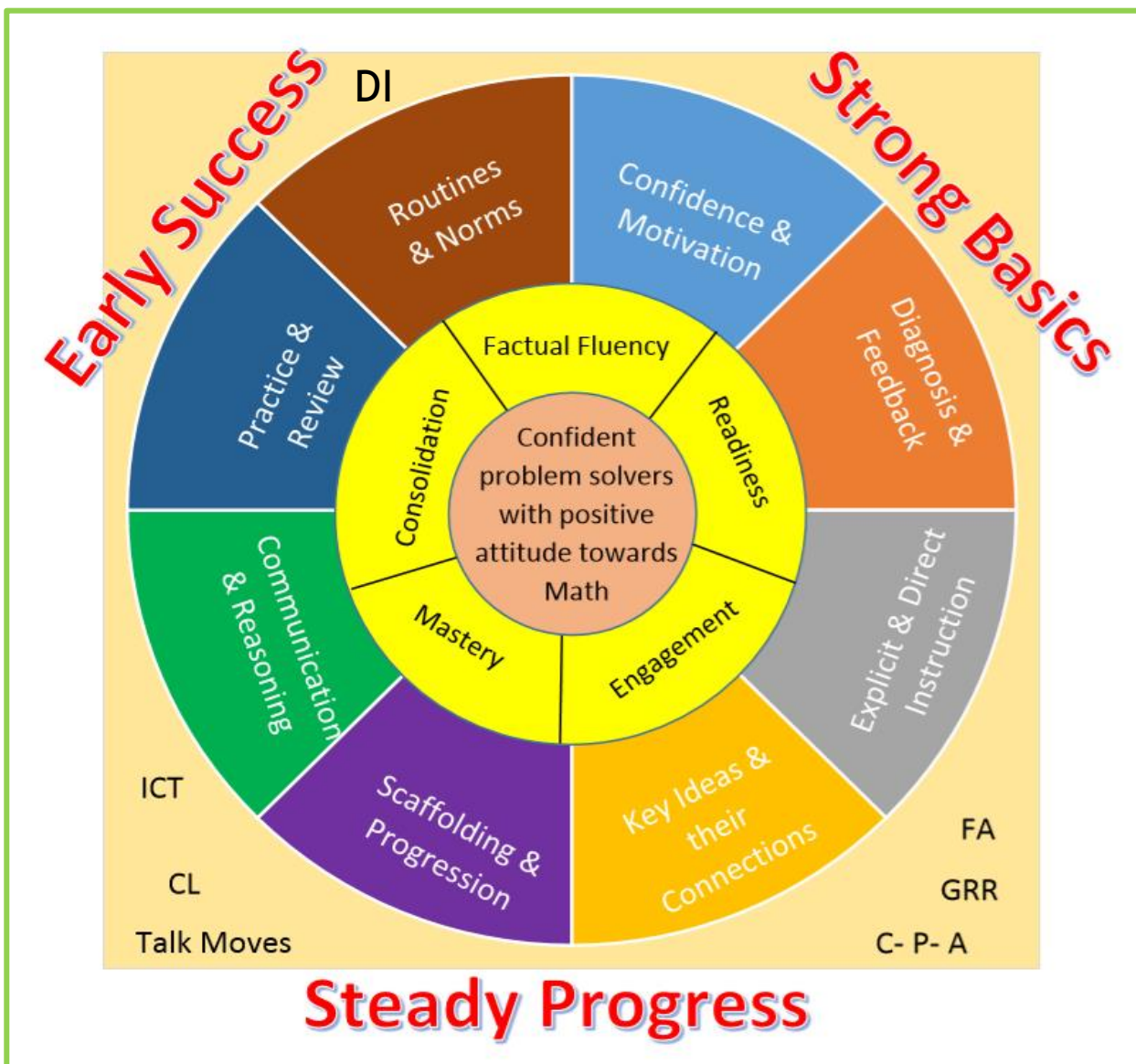
SBB options

- System generated SBB will be given for individual student as per their academic results attained.
- School will allocate appropriate subject banding for individual students

Final Banding

- Parent will be notified of the subjects your child qualifies to offer in P6.
- Parent may write-in officially to withdraw child from HMTL at any time in P5 or P6 (Sem 1)

MATH CORE PEDAGOGY



CONTENT STRANDS



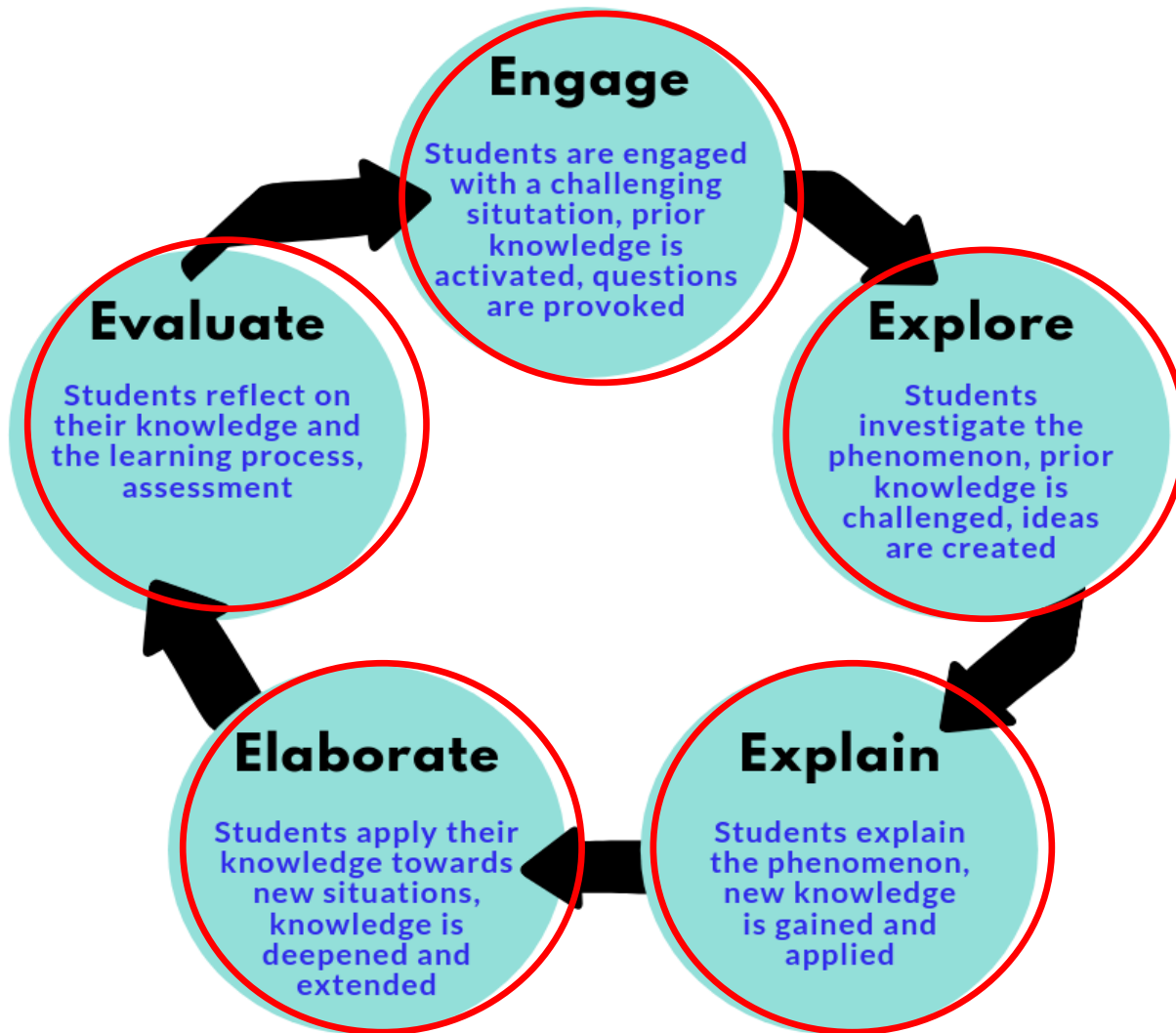
Number and Algebra	<ul style="list-style-type: none">• Whole numbers• Four operations• Fractions• Money• Decimals• Algebra• Percentage• Ratio• Rate and Speed
Measurement and Geometry	<ul style="list-style-type: none">• Length and mass• Time• Area and perimeter• Volume• Angles (triangles and quadrilaterals)• Symmetry• Nets
Statistics	<ul style="list-style-type: none">• Graphs (bar, table and line graphs)• Pie charts• Average

Support for Mathematics



- School subscription
- To promote self-directed learning
- Wide-range of resources covering every topic and learning objectives
- Colourful interface to capture student's attention and interest
- Reward system to motivate students to practice consistently
- Daily set of 10 personalized questions for adaptive learning
- Topical practices for unlimited revision

SCIENCE CORE PEDAGOGY



SCIENCE SYLLABUS



Lower Block (Primary 3 and 4)

Upper Block (Primary 5 and 6)

Diversity

- Diversity of living and non-living things & materials

Cycles

- Life Cycles in plants and animals
- Matter

Systems

- Plant system (Plant parts and functions)
- Human system (Digestive system)

Interactions

- Interaction of forces (Magnets)

Energy

- Energy forms and uses (Light and heat)

- Reproduction in plants and animals
- Cycles in water
- Plant system & Human system (Respiratory and circulatory systems)
- Cell system & Electrical system
- **Interaction of forces (Frictional & gravitational forces, force in springs)**
- **Interaction within the environment**
- Energy forms and uses (Photosynthesis)
- Energy conversion

Subject Programmes



Activities	Date
Junior Science Explorer	Termly
EMS Quizzes	Termly
Global Awareness Programme (The Little Red Dot)	Termly
Math & Science Enrichment	Terms 1 & 2
Sony Creative Toys Competition	Terms 1 & 2
English Reading Festival Math & Science Week	Term 2
MTL Fortnight Project ACE (HMT)	Term 3 Ongoing
Post PSLE Activities	Term 4



ICT Programmes

- Student Learning Space (SLS) / iMTL Portal (all)

SINGAPORE
STUDENT
LEARNING
SPACE

The screenshot shows the login page for the Singapore Student Learning Space. At the top, there is a red banner with the word "SINGAPORE" in white. Below this, the text "STUDENT LEARNING SPACE" is displayed in large, bold, black letters, followed by the tagline "LEARN ANYTIME, ANYWHERE, AT ANY PACE" in smaller black letters. The login section includes two input fields: "Username" and "Password", both with placeholder text. Below the "Password" field is a link for "FORGOT PASSWORD". To the right of the input fields is a blue "LOGIN" button.

PHYSICAL EDUCATION



Talented Learners Passionate Leaders


PE Curriculum:

- Dance
- Gymnastics
- Sports & Games
- Outdoor Education
- Physical Health & Fitness
- Athletics

- P6 NAPFA
- Play @ Recess
- Assembly

- Sports Carnival
- P6 Post-PSLE Sports

ART & CRAFT





UPPER PRI (P5-P6)

APPRECIATE:

Exposure to local and worldwide artworks to engage in deeper discussions on contemporary issues

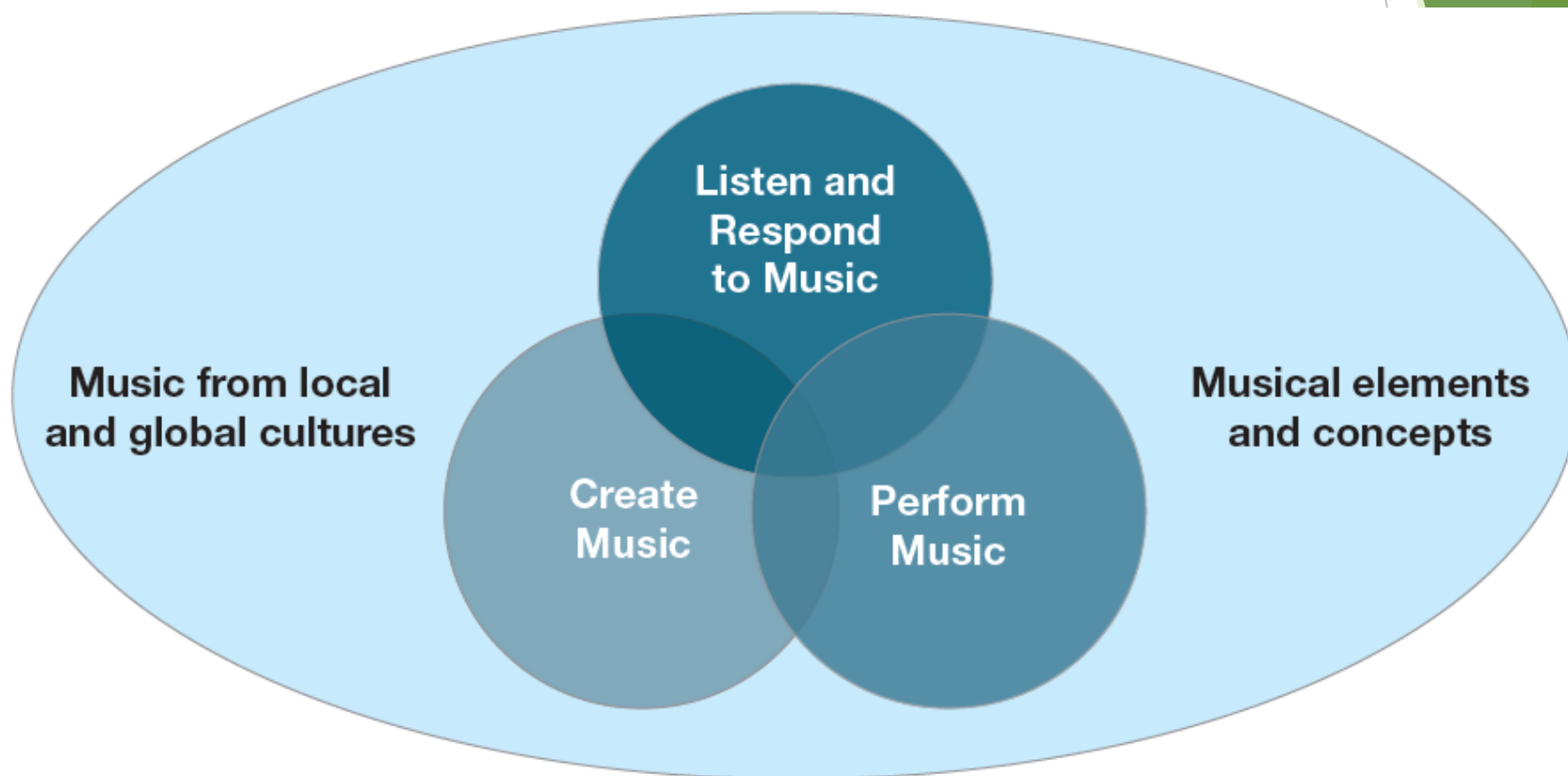
LEVEL	PROGRAMMES	FOCUS
P5	Digital Drawing AMIS – Watercolour Painting	APPRECIATE: Digital Technology
P6	Photography & Contemporary Art	APPRECIATE: Digital Technology and Contemporary issues



P5 & P6 MUSIC



P5	Exposure: Percussion
P6	Exposure: Digital Music



PAM HOLISTIC ASSESSMENT



Art		Music		PE	
Art Quiz	20 %	Class Work	20%	PE Skills	85%
Class work	80%	Performance-based tasks	40 %	PHF (Physical Health and Fitness) – Online Quiz	15%
		Music Discussion/ Appreciation	20%		
Total	100%	Total	100%	Total	100%



PAM HOLISTIC ASSESSMENT

Holistic Development Profile

- Learning outcomes for different learning areas for each PAM subject
- 4 levels of qualitative descriptors (Beginning, Developing, Competent, Accomplished) to indicate student's level of acquisition of learning and application



CO-CURRICULAR ACTIVITIES

2 Tier CCA model:
the interested and the talented

All P3 to P6 students are strongly encouraged to have a CCA.

Personal Growth

Talent
Discipline
Leadership
Confidence

Social Growth

Integrity
Gracious
Responsibility
Public-Spirited

CHARACTER & CITIZENSHIP EDUCATION



1) Values Education

- CCE lessons and hands-on experiences

2) Journey to a True Heart (JTTH) P3 - P6

- students will be given a 'Values Advocate Card'
- contains activities they can do to display good behaviour
- a certificate will be given according to their level of attainment.

3) Values-in-Action Programme (P5)

- learn principles of design thinking
- learn the technical knowledge on Microbits
- apply the learning to solve real world issues
- reflect on what they have done and learn while doing the project

CHARACTER & CITIZENSHIP EDUCATION



4) Values-in-Action Programme (P6)

- apply the principles of design thinking
- to solve real world issues
- reflect on what they have done and learn while doing the project

PARENT'S INVOLVEMENT

- ▶ Student Learning Space (SLS)

<https://vle.learning.moe.edu.sg/login>

- ▶ Student ICON (Google Classroom)

<https://workspace.google.com/dashboard>

- ▶ Ministry of Education **Cyber wellness portal**

<https://www.moe.gov.sg/education-in-sg/our-programmes/cyber-wellness>

- ▶  Portal

<https://www.myskillsfuture.sg/content/student/%20en/primary.html>



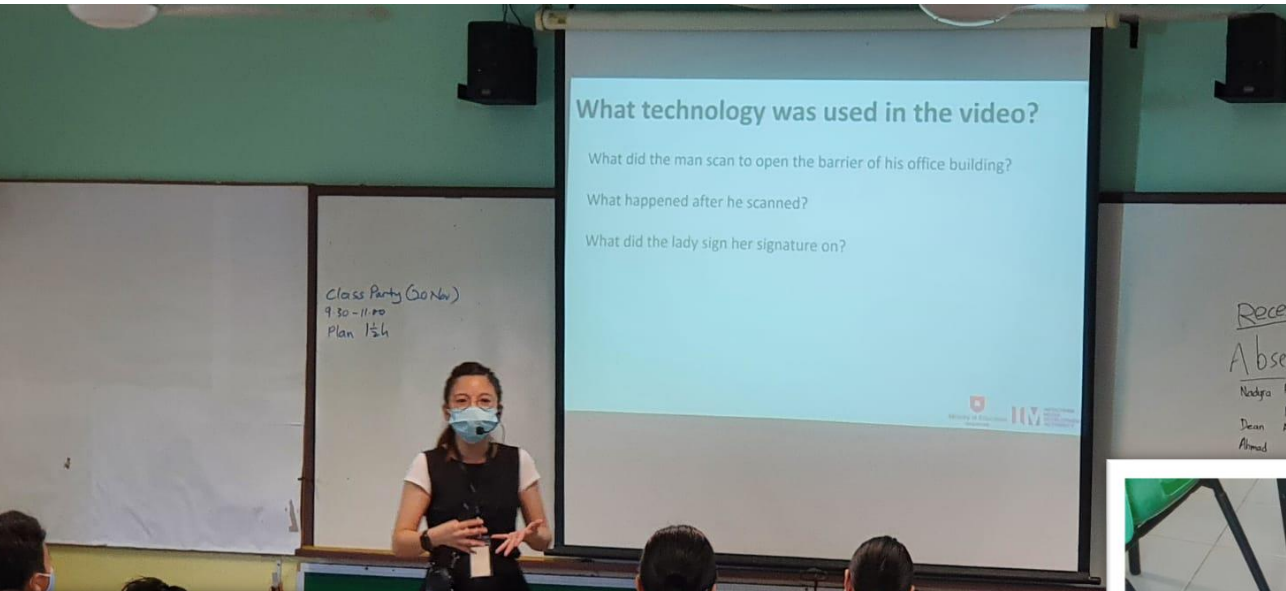


BASELINE ICT PROGRAMMES



ICT Programmes	Subject	Skill Areas
SLS - Learning with Google Sheets	Maths	Learning with Spreadsheet
SLS - Learning with Google Documents	English	Learning with Text, Communication
Post-PSLE programme - Code for Fun (IMDA MOE)	-	Logical Thinking Problem Solving
Learning via SLS/iMTL	All subjects	Learning with Multimedia

CODE FOR FUN





CYBERWELLNESS PROGRAMMES

- ▶ Assembly Talks on Cyberwellness & Safer Internet Day
- ▶ Theme would be on Cyber Citizenship and how to navigate the internet responsibly and safely.
- ▶ Incorporated into FTGP lessons
- ▶ Resource from MOE, *Reflection on the benefits and harmful effects of online activities.*



STUDENT WELL-BEING

Positive Education @ GRPS



(What) ... aims to create a culture of well-being at the heart of quality education



(How) ... teach students life skills beyond the classroom to increase their learning capacity

(Why) ... help them build happy and successful lives

Our Positive Education @ GRPS is adapted from Martin Seligman's PERMA model.

P	Positive Emotions – Experience joy, hope, gratitude
E	Engagement – be in the moment, use your strength to meet challenges
R	Relationship – connect with others; love and be loved
M	Meaning – connect to meaning, find your purpose
A	Accomplishment – pursue and accomplish goals, strive for greatness

Programmes

- Practices for a Positive Life
- Gratitude Package
- Energy Bus Activities
- PRAISE MAIL
- Star Class Challenge
- Assembly Talks
- P1 to P4 Pre-Assembly Social Skills
- New Student Buddy Programme
- International Student Integration Programme

STUDENT WELL-BEING

Positive Education @ GRPS



Programmes

- Orientation
- FTGP
- TSIT
- Classroom interactions
- Assembly & Pre- Assembly
- CCA
- Festive Celebrations
- SDE
- (Student Devt Experiences)

STUDENT WELL- BEING



Teacher Student Relationships

Further enhancement of TSR through:

- ✓ **Programmes in place** for teachers to strengthen TSR
- ✓ **Support & Professional Development** for Teachers
- ✓ Creating a **positive classroom environment**
- ✓ Having **routines incorporated** in the classrooms
- ✓ Leveraging on **technology for data** to keep track on TSR

STUDENT WELL-BEING



Creating a Peer Support Culture in school

Through the school's PSR efforts:-

- ✓ Students are introduced to the concept of **Peer Bonding, Peer Helping & Peer Influencing**.
- ✓ Students **build and sustain positive friendships** among their peers.
- ✓ Students **learn to care for each other and help their peers** when one shows sign of distress.
- ✓ Students **display positive behavior towards each other** and **make right choices**.



OFFICIAL (OPEN) / NON-SENSITIVE

 **GREENRIDGE PRIMARY SCHOOL**
Engaged Learners, Caring Leaders

"Every Greenridgean a Peer Supporter"

Peer Bonding



- Bringing peers together
- Healthy conversations with peers
- Checking on how they are doing
- Cultivating Empathy
- Gaining Trust
- Understanding the feelings & needs of peers

• Looking out for distress signals (CHEER)

• Compassionate Communication

• Active Listening

• Calming Strategies

• Approach Strategy - Before, During & After

• Tapping on your support system

Peer Helping



Peer Influencing



- Being an Upstander
- Promoting mental well-being
- Taking care of yourself
- Cyber Wellness

Tel: 6252 7901
Website: www.rpsingapore.org
Facebook: @rpsingapore

 **Restorative Practices Singapore**
A Social Enterprise Dedicated to the Restorative Movement in Singapore

STUDENT WELL-BEING



Creating a Peer Support Culture in school

PEER BONDING

HOW?

- Approach with smile and say hello to someone you have not talked to before
- Find out more about them by asking questions
- Encourage one another
- Learn to share
- Pass pleasant comments
- Give a listening ear when someone is sharing their issues with you
- Be kind and make your peers feel included

Restorative Practices Singapore
A Social Enterprise Dedicated to the Restorative Movement in Singapore

PEER HELPING

HOW?

- Build friendship
- Make peers feel safe & included
- Look out for one another
- Show kindness & care
- Lookout for body signals that can help you understand what your peer is going through
- Help peers by taking initiative
- Approach them
- Find out about what happened
- Talk to them calmly
- Inform teacher about the issue
- Encourage peers to ask for help if they are not feeling good

Be a Role Model

Identifying Body Signals

Reach out to a peer

Tel: 6252 7901

PEER INFLUENCING

It all starts from....

Be a Positive Peer Influence

- ✓ Affirm & Acknowledge one another
- ✓ Look out & positively encourage peers
- ✓ All to feel belonged and safe
- ✓ All to feel happy to participate in class activities, learn and grow together

Stand up to hurtful behaviour

- Actively look out for others
- Speak up against bullying behaviour (or person or online) by telling them it is wrong
- Encourage everyone in class to stand up against hurtful behaviour

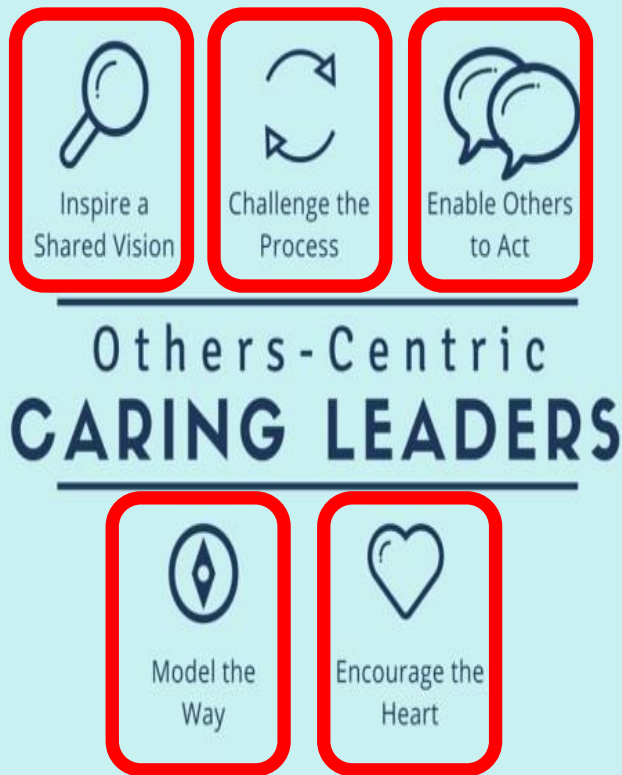
Tel: 6252 7901
Email: info@rpsingapore.org
Facebook: @RestorativePracticesSingapore

Restorative Practices Singapore

OFFICIAL (OPEN) / NON-SENSITIVE



STUDENT LEADERSHIP DEVELOPMENT



By Kouzes and Posner

Leadership Opportunities

- ❖ Class Committee
- ❖ CCA Leadership Positions
- ❖ Prefectorial Board
- ❖ Leadership-based workshops for P3/P4/P5

STUDENT DISCIPLINE



Positive Discipline

CREATING RESPECTFUL
RELATIONSHIPS
in HOMES and SCHOOLS



POSITIVE DISCIPLINE

- ❖ Mutual Respect
- ❖ Identifying beliefs behind behaviour
- ❖ Effective communication and problem solving skills
- ❖ Discipline that teaches – Neither Permissive nor Punitive
- ❖ Focus on solutions, not punishment
- ❖ Encouragement instead of praise

Discipline Approach

- ❖ Reflection Process
- ❖ Behavioural Counselling
- ❖ Conferencing with Parents
- ❖ Assembly Talks
- ❖ Spot Checks

SEXUALITY EDUCATION



- ▶ Designed by MOE
- ▶ To enable students to understand the physiological, social and emotional changes they experience as they mature, develop healthy and rewarding relationships and make wise, informed and responsible decisions on sexuality matters
- ▶ Will be carried out within curriculum hours
- ▶ Parents can choose to opt their child out of the programme
- ▶ Find out more about the Sexuality Education Programme from our school website

SEXUALITY EDUCATION



http://greenridgepri.moe.edu.sg/qq1/slot/u547/CCE/Info_on_SEd_for_schs_website_Pri_2023.pdf

SEXUALITY EDUCATION (P5 & P6)



Man denies 'relentless' sexual abuse of biological daughter, contests all 15 charges



Selina Lum
Law Correspondent

PUBLISHED NOV 17, 2020, 2:09 PM SGT



SINGAPORE - A young and defenceless girl suffered relentless sexual abuse by

22 years' jail for man who sexually assaulted 5-year-old nephew over 5 years

By LOUISA TANG



TODAY file photo

A victim of sexual abuse realised that what his uncle did to him was wrong after attending sex education classes in school.

Published 07 SEPTEMBER, 2020

'PREDATOR' POSED AS YOUNG MAN AND MOLEST...



'Predator' posed as young man and molested 10-year-old girl he befriended on TikTok, gets jail

PUBLISHED: 09 SEP 2020, 04:14 PM



SINGAPORE — A 51-year-old man befriended a 10-year-old girl on the social media application TikTok, pretending to be 25, before taking her to his house where he molested her.



GREENRIDGE PRIMARY SCHOOL

School-based Assessment

OFFICIAL (OPEN) / NON-SENSITIVE

Vision: Engaged Learners, Caring Leaders



- Notification of School-based Assessment to be given on 30 January
 - Weighting, Schedule, Topics for Assessment

	Term 1	Term 2	Term 3	Term 4
P5	WA1 (10%)	WA2 (15%)	WA3 (15%)	EYE (60%)

	Term 1	Term 2	Term 3	Term 4
P6	WA1 (15%)	WA2 (15%)	Prelim (70%)	PSLE

P5 IMPORTANT DATES



Event	Term	Week	Scheduled Date
P5 EYE HMTL Paper 1	Term 4	Week 5	11 Oct
P5 EYE EL Papers 1 & 3	Term 4	Week 5	12 Oct
P5 EYE MTL Papers 1 & 3	Term 4	Week 5	13 Oct
P5 EYE Exam (Written)	Term 4	Week 7-8	25 – 31 Oct

P6 IMPORTANT DATES



Event	Term	Week	Scheduled Date
Prelim Oral	Term 3	Week 5	27 Jul & 28 Jul
Prelim LC	Term 3	Week 7	7 Aug
PSLE Oral Exam	Term 3	Week 8	15 Aug & 16 Aug
Prelim Exam (Written)	Term 3	Week 8-9	17 Aug – 23 Aug
PSLE LC	Term 4	Week 1	15 Sep
PSLE Written	Term 4	Week 3	28 Sep – 4 Oct
P6 Graduation Party	Term 4	Week 9	10 Nov
P6 Speech Day	Term 4	Week 10	17 Nov



Support for Parents via WhatsApp Chat groups

- ❖ GRPS Parent Support Group (PSG)
 - Invite you to join the WhatsApp chat groups dedicated to connect and support parents
 - Chat groups are run by the PSG Exco members who are parents like you
 - More information on how to join the chatgp will be sent via PG later today

2023 PTB Parents' Feedback

<https://tinyurl.com/GRPSPTB-2023>



SCAN ME



Thank You!

